


LIBERTY DRAIN™ 100


100 mm Wide Innovative Channel Drainage




LIBERTY DRAIN™ 100



C 250 Grating



D 400 Grating



F 900 Grating

Features:

- Manufactured to BS EN 1433 class C 250, D 400, F 900 as specified
- High quality polypropylene channel base
- Interlocking channel tongue & groove joints
- Smooth internal face for rapid flow rates
- Ductile Iron gratings
- 6 mm Safe-slot gratings
- 8 point locking per metre
- Galvanised Steel edge rail

Options:

- Stepped Falls
- Integrated 90° turns
- Integrated 'T' junctions

Standard Sizes

Code	Int Width (mm)	Invert Depth (mm)	O/all Width (mm)	O/all Depth (mm)	Loading	Waterway (cm ² per grate)	Weight (kg)
LDC100-6-50	100	72	157	105	C 250	282	12
LDC100-6-100	100	122	157	155	C 250	282	12
LDC100-6-150	100	172	157	205	C 250	282	13
LDD100-6-50	100	72	159	106	D 400	235	14
LDD100-6-100	100	122	159	156	D 400	235	15
LDD100-6-150	100	172	159	206	D 400	235	16
LDF100-6-50	100	72	159	106	F 900	217	18
LDF100-6-100	100	122	159	156	F 900	217	19
LDF100-6-150	100	172	159	206	F 900	217	20

Sump Unit


Standard Sizes

LDC100-6-400	100	422	159	442	C 250	282	16
LDD100-6-400	100	422	159	442	D 400	235	17
LDF100-6-400	100	422	159	442	F 900	217	19


LIBERTY DRAIN™ 100P 100 mm Wide Innovative Channel Drainage



LIBERTY DRAIN™ 100P



C 250 Grating



Liberty Slot

Features:

- Manufactured to BS EN 1433 class C 250
- High quality polypropylene channel base
- Interlocking channel tongue & groove joints
- Smooth internal face for rapid flow rates
- Ductile Iron gratings
- 6 mm Safe-slot gratings
- 8 point locking per metre
- Polypropylene edge rail

Options:

- Stepped Falls
- Integrated 90° turns
- Integrated 'T' junctions

Liberty Slot Features:

- Galvanised Steel
- 15 mm Slot Width
- 100 mm Internal Depth
- Suits upto 80 mm deep block paving

Standard Sizes

Code	Int Width (mm)	Invert Depth (mm)	O/all Width (mm)	O/all Depth (mm)	Loading	Waterway (cm ² per grate)	Weight (kg)
LDCP100-6-50	100	71	157	105	C 250	282	12
LDCP100-6-100	100	121	157	155	C 250	282	12
LDCP100-6-150	100	171	157	205	C 250	282	13
LDLS100-15-100	100	121	157	255	C 250	-	11

Sump Unit

Standard Sizes

LDCP100-6-400	100	421	157	441	C 250	282	16
LDLS100-15-500	100	421	157	541	C 250	-	15

